




How to change driving belt - JET JWP-12 Thicknesser





First put driving belt to black upper wheel . Be sure that it is in right position of teeth.






Then put driving belt on the bottom silver wheel at first one or two teeth . Rotate with wheel in order to belt put on the wheel .





Tilt the belt and during rotation move the belt in other one or two teeth towards . Repeat this procedure until the belt will be in right position see next picture.





The final position of the belt must be like in the pictures.

Check if it moves slightly and if there is no any rub.

